

Programmes community page

When your claim has been approved, you can access the programmes community page. At the bottom of your profile page is a list of all the programmes you have participated in. Click on a programme code to go to the programmes community page.

The screenshot shows a user's participation list. The main heading is "my participation". Below it is a sub-heading "civv activity participation". There are three entries in the list:

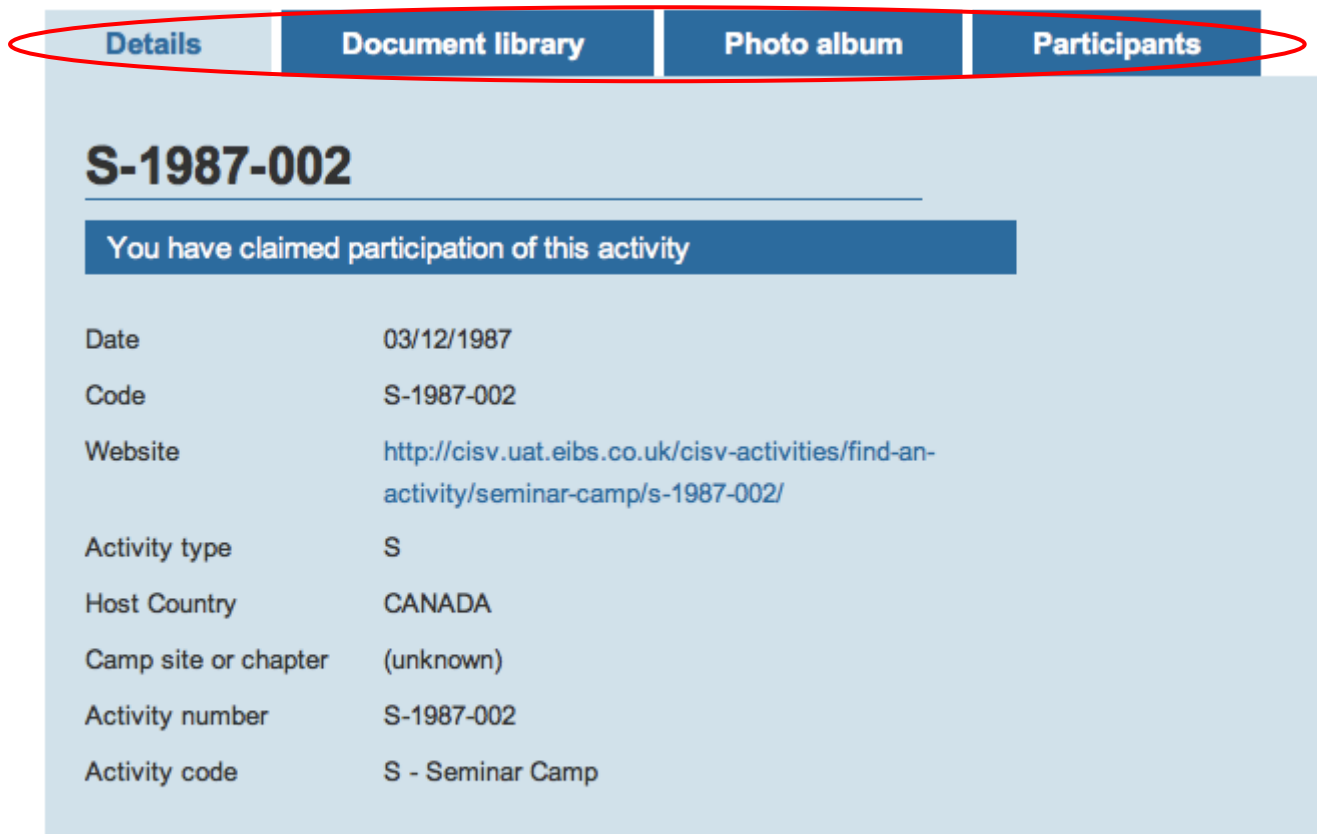
- [S-1987-002 - S-1987-002](#)
03/12/1987
Participants: 6
- [V-1980-008 - V-1980-008](#)
04/07/1980
Participants: 3
- [V-1985-021 - V-1985-021](#)
28/06/1985
Participants: 6

This is an example of a programme community page. There are four tabs across the top:

- **Details**
- **Document library**
- **Photo album**
- **Participants.**

Only CISVers who participate in this programme can see the document library, photo album and participant.

Helpful hint: If you visit a page often, click on the **Add bookmark**. A shortcut to the page is added to your bookmarks in **My profile**.



Details	Document library	Photo album	Participants
----------------	-------------------------	--------------------	---------------------

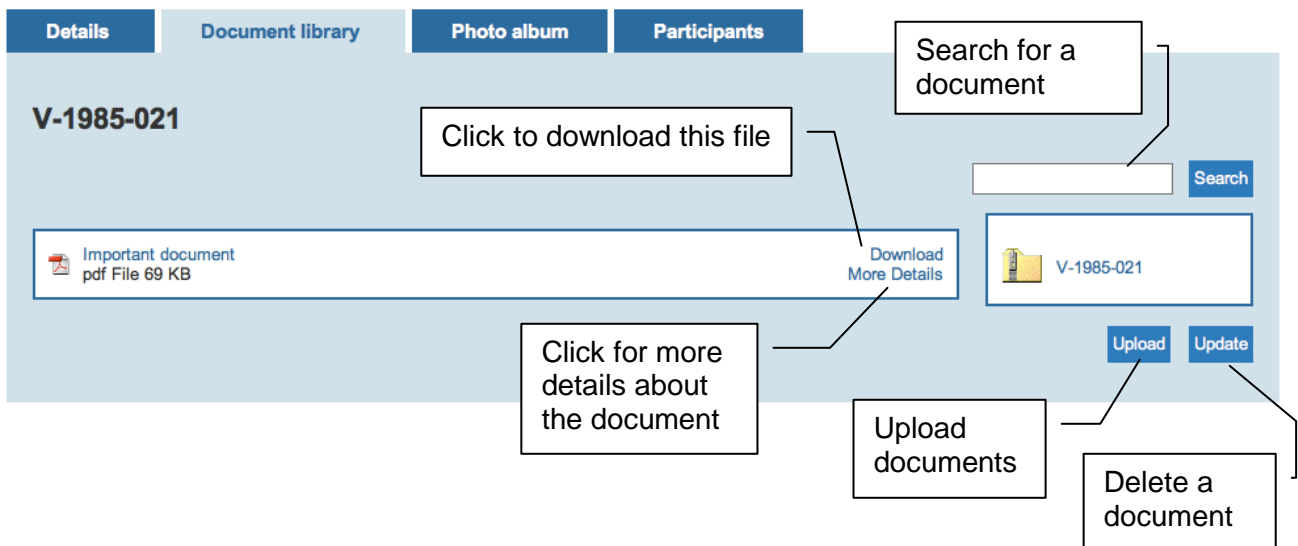
S-1987-002

You have claimed participation of this activity

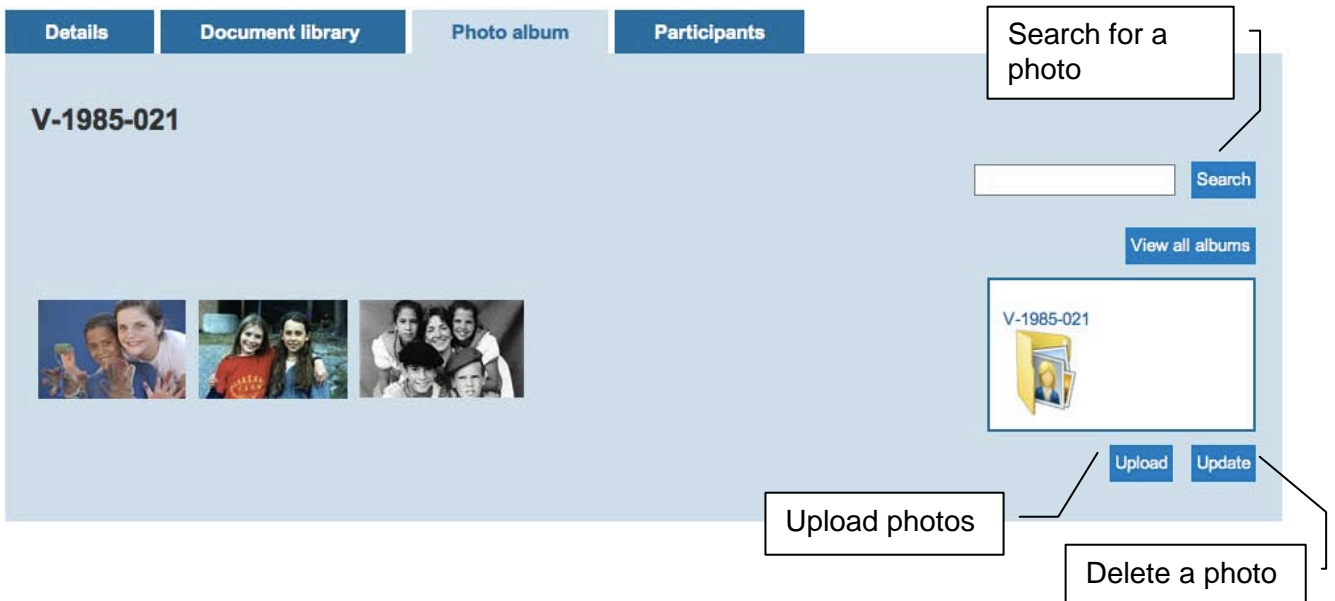
Date	03/12/1987
Code	S-1987-002
Website	http://cisv.uat.eibs.co.uk/cisv-activities/find-an-activity/seminar-camp/s-1987-002/
Activity type	S
Host Country	CANADA
Camp site or chapter	(unknown)
Activity number	S-1987-002
Activity code	S - Seminar Camp

Add bookmark

In the **Document library** you can upload or download important programme documents.



This is the photo album. Share your photos with the group.



This is a list of your fellow participants. Click on a name to send that person a message.

